

AN ACT

To further amend Section 1,2, 8 and 9, of Chuuk State Law No. 12-13-01, as amended by Chuuk State Law No. 12-13-02, 12-13-05,12-13-06 and 12-13-07, by appropriating the sum of \$148,320.88 from the Federal Grant, and insert W in Section 8, and for other purposes.

Be it enacted by the Chuuk State Legislature:

1 Section 1. Amendment. Section 1 of CSL No. 12-13-01, as amended by CSL No. 12-13-
2 02 and CSL No. 12-13-05, and CSL No. 12-13-06, and CSL No. 12-13-07, is hereby amended to
3 read as follows:

4 "Budget for the State. There is hereby enacted a Chuuk State Budget for the internal
5 operation of the Executive, Legislative, and Judiciary branches of the Chuuk State Government,
6 State Public Auditor Office, Independent Prosecutor Office, State Boards, Commissions,
7 Authorities, Agencies, Bureaus and other Programs, pursuant to the Authority vested in the
8 Legislature by article VIII, section 4 of the State of Chuuk Constitution.

9 (a) Anticipated Revenues: The state anticipates the following revenues as projected
10 and available for appropriation for the fiscal year ending September 30, 2014.

11 (1) Compact Sectorial Grants

12	a)	Education	\$	9,424,244
13		i) SEG	\$	4,226,201
14	b)	Health Sector	\$	8,665,188
15	c)	Public Infrastructure	\$	-0-
16	d)Capacity Building	\$	1,956,181
17	e)	Private Sector	\$	688,928
18	f)	Environment	\$	657,641
19	g)	Other Compact Grant	\$	585,395
20	h)	Unallocated Grant	\$	111,500
21	i)	Federal Grants	\$	734,826.79
22	(2)	Local Revenues	\$	7,378,813
23		Total Projections	\$	34,428,917.79

24 (b) Definition. When use in this act, the phrases:

1 (1) “Agency” means any agency, commission, authority, board,
2 bureaus or the organization of Chuuk State Government as established by law and
3 not specifically part of one of the three branches of the Chuuk State Government.

4 (2) “Appropriation” refers to a law enacted by Chuuk State
5 Legislature which authorizes Chuuk State Government to incur obligations and
6 to make payment out of the Chuuk State Treasury in accordance with the
7 Constitution of the State of Chuuk.

8 (3) “Compact” refers to the Compact of Free Association, as
9 amended, and its related agreements entered into between the Government of the
10 Federated States of Micronesia and the Government of the United States and as
11 Enacted as United States Public Law No. 108-188.

12 (4) “Departments” refers to any departments and offices as prescribed
13 in the Executive Organization Act of 2004, as amended.

14 (5) “Fiscal Procedure Agreement” means the Agreement concerning
15 procedures for the implementation of the United States Economic Assistance
16 Provided in the Compact of Free Association, as amended between the
17 Government of the Federated States of Micronesia and the Government of the
18 United States of America.

19 (6) “Fiscal Year” refers to each one-year period beginning October 1,
20 and ending on the next following September 30. Each Fiscal Year shall be
21 designated by number of the calendar year in which such Fiscal Year ends.

22 (7) “Governor” means the Governor of the State of Chuuk.

23 (8) “Internal Operations” means the internal operations of the
24 Executive, Legislative and Judiciary Branches of the Chuuk State Government,
25 State Boards, Commissions, Authorities and other programs.

26 Section 2. Amendment. Section 2 of CSL No. 12-13-01 as amended by CSL No. 12-13-
27 02 and CSL No. 12-13-05, 12-13-06 and 12-13-07, is hereby amended to read as follows:

28 “Section 2. Appropriation. The Legislature hereby authorized for appropriations
29 of the sum of \$34,428,917.79, or so much thereof, to fund the internal operations of the
30 Chuuk State Government for fiscal year ending September 30, 2014 provided, however
31 that the amount authorized and appropriated may be adjusted by a later duly enacted

1 statutes, if warranted by the state's economic and financial condition. The funds deriving
 2 from the Compact Sectorial Grants are herein authorized and appropriated subject to the
 3 conditions and requirements imposed on the uses and allocations of such fund or funds as
 4 prescribed by Fiscal Procedure Agreement and such relevant Grant Awards.”

5 Section 3. Amendment. Section 8 of CSL No. 12-13-01 as amended by CSL No. 12-13-
 6 02, CSL 12-13-05, 12-13-06 and CSL 12-13-07 is hereby further amended to read as follows:

7 “Section 8. Operating Expenses of Other Programs/Grants. The sum of \$11,893,698, or
 8 so much thereof as may be necessary, is hereby appropriated from the General Fund of the State
 9 for the fiscal year ending September 30, 2014, for the purpose of funding the operational
 10 expenses of Other State Programs. The Governor shall be the allottee of these funds. The funds
 11 shall be apportioned as follows:

12	<u>ACTIVITIES</u>	<u>COMPACT</u>	<u>LOCAL</u>	<u>TOTAL</u>
13	A. Municipal Operation:			
14	1. Personnel	-0-	-0-	-0-
15	2. Travel	-0-	-0-	-0-
16	3. All Others			
17	i. Contr Serv.	-0-	-0-	-0-
18	ii. OCE	-0-	420,000	420,000
19	iii. Fixed Assets	-0-	-0-	-0-
20	Sub-Total	-0-	420,000	420,000
21	B. Non Public School:			
22	1. Personnel	-0-	-0-	-0-
23	2. Travel	-0-	-0-	-0-
24	3. All Others			
25	i. Contr Serv.	-0-	-0-	-0-
26	ii. OCE	200,000	-0-	200,000
27	iii. Fixed Assets	-0-	-0-	-0-
28	Sub-Total	200,000	-0-	200,000
29	C. Rural Development:			
30	1. Personnel	-0-	24,300	24,300
31	2. Travel	-0-	-0-	-0-

1	3. All Others			
2	i. Contr Serv.	-0-	-0-	-0-
3	ii. OCE	-0-	1,200	1,200
4	iii. Fixed Assets	-0-	-0-	-0-
5	Sub-Total	-0-	25,500	25,500
6	D. DAS Oversight:			
7	1. Personnel	134,802	-0-	134,802
8	2. Travel	34,600	-0-	34,600
9	3. All Others			
10	i. Contr Serv.	139,200	-0-	139,200
11	ii. OCE	58,000	-0-	58,000
12	iii. Fixed Assets	-0-	-0-	-0-
13	Sub-Total	366,602	-0-	366,602
14	E. Peace Corps Office:			
15	1. Personnel	-0-	-0-	-0-
16	2. Travel	-0-	-0-	-0-
17	3. All Others			
18	i. Contr Serv.	-0-	15,600	15,600
19	ii. OCE	-0-	-0-	-0-
20	iii. Fixed Assets	-0-	-0-	-0-
21	Sub-Total	-0-	15,600	15,600
22	F. Political Status Commission:			
23	1. Personnel	-0-	-0-	-0-
24	2. Travel	-0-	-0-	-0-
25	3. All Others			
26	i. Contr Serv.	-0-	-0-	-0-
27	ii. OCE	-0-	75,000	75,000
28	iii. Fixed Assets	-0-	-0-	-0-
29	Sub-Total	-0-	75,000	75,000
30	G. CSBDC (Small Business):			
31	1. Personnel	48,092	-0-	48,092

1	2. Travel	15,661	-0-	15,661
2	3. All Others			
3	i. Contr Serv.	16,441	-0-	16,441
4	ii. OCE	26,791	-0-	26,791
5	iii. Fixed Assets	-0-	-0-	-0-
6	Sub-Total	106,985	-0-	106,985
7	H. AG office Training Program:			
8	1. Personnel	-0-	-0-	-0-
9	2. Travel	6,000	-0-	6,000
10	3. All Others			
11	i. Contr Serv.	56,300	-0-	56,300
12	ii. OCE	17,900	-0-	17,900
13	iii. Fixed Assets	-0-	-0-	-0-
14	Sub-Total	80,200	-0-	80,200
15	I. COM Land Grant:			
16	1. Personnel	58,653	-0-	58,653
17	2. Travel	2,500	-0-	2,500
18	3. All Others			
19	i. Contr Serv.	19,000	-0-	19,000
20	ii. OCE	27,584	-0-	27,584
21	iii. Fixed Assets	-0-	-0-	-0-
22	Sub-Total	107,737	-0-	107,737
23	J. IMF:			
24	1. Personnel	-0-	-0-	-0-
25	2. Travel	-0-	-0-	-0-
26	3. All Others			
27	i. Contr Serv.	-0-	462,338	462,338
28	ii. OCE	-0-	-0-	-0-
29	iii. Fixed Assets	-0-	-0-	-0-
30	Sub-Total	-0-	462,338	462,338
31				

1	K. LTFE RIF PROGRAM:			
2	1. Personnel	215,425	-0-	215,425
3	2. Travel	-0-	-0-	-0-
4	3. All Others			
5	i. Contr Serv.	-0-	-0-	-0-
6	ii. OCE	-0-	-0-	-0-
7	iii. Fixed Assets	-0-	-0-	-0-
8	Sub-Total	215,425	-0-	215,425
9	L. Chuuk EMA Fishing Program:			
10	1. Personnel	-0-	-0-	-0-
11	2. Travel	5,250	-0-	5,250
12	3. All Others			
13	i. Contr Serv.	4,500	-0-	4,500
14	ii. OCE	57,475	-0-	57,475
15	iii. Fixed Assets	55,775	-0-	55,775
16	Sub-Total	123,000	-0-	123,000
17	M. Public Infra Grant:			
18	1. Personnel	-0-	-0-	-0-
19	2. Travel	-0-	-0-	-0-
20	3. All Others			
21	i. Contr Serv.	-0-	-0-	-0-
22	ii. OCE	-0-	-0-	-0-
23	iii. Fixed Assets	9,246,750	-0-	9,246,750
24	Sub-Total	9,246,750	-0-	9,246,750
25	N. Planning & Statistics:			
26	1. Personnel	-0-	-0-	-0-
27	2. Travel	8,000	-0-	8,000
28	3. All Others			
29	i. Contr Serv.	96,300	-0-	96,300
30	ii. OCE	27,200	-0-	27,200
31	iii. Fixed Assets	-0-	-0-	-0-

1	Sub-Total	131,500	-0-	131,500
2	O. Airport Training Program:			
3	1. Personnel	-0-	-0-	-0-
4	2. Travel	30,000	-0-	30,000
5	3. All Others			
6	i. Contr Serv.	-0-	-0-	-0-
7	ii. OCE	-0-	-0-	-0-
8	iii. Fixed Assets	-0-	-0-	-0-
9	Sub-Total	30,000	-0-	30,000
10	P. Court Case Management System Training Program:			
11	1. Personnel	-0-	-0-	-0-
12	2. Travel	10,000	-0-	10,000
13	3. All Others			
14	i. Contr Serv.	30,000	-0-	30,000
15	ii. OCE	12,425	-0-	12,425
16	iii. Fixed Assets	25,700	-0-	25,700
17	Sub-Total	78,125	-0-	78,125
18	Q. MLSC:			
19	1. Personnel	-0-	-0-	-0-
20	2. Travel	-0-	-0-	-0-
21	3. All Others			
22	i. Contr Serv.	-0-	5,000	5,000
23	ii. OCE	-0-	-0-	-0-
24	iii. Fixed Assets	-0-	-0-	-0-
25	Sub-Total	-0-	5,000	5,000
26	R. CHUUK HOUSE:			
27	1. Personnel	-0-	33,286	33,286
28	2. Travel	-0-	-0-	-0-
29	3. All Others			
30	i. Contr Serv.	-0-	6,300	6,300
31	ii. OCE	-0-	-0-	-0-

1	iii. Fixed Assets	-0-	15,000	15,000
2	Sub-Total	-0-	54,586	54,586
3	S. DEBT RELIEF:			
4	1. Personnel	-0-	-0-	-0-
5	2. Travel	-0-	-0-	-0-
6	3. All Others			
7	i. Contr Serv.	-0-	-0-	-0-
8	ii. OCE	-0-	-0-	-0-
9	iii. Fixed Assets	-0-	-0-	-0-
10	Sub-Total	-0-	-0-	-0-
11	T. CPUC COMPTROLLER:			
12	1. Personnel	-0-	-0-	-0-
13	2. Travel	10,000	-0-	10,000
14	3. All Others			
15	i. Contr Serv.	70,000	-0-	70,000
16	ii. OCE	-0-	-0-	-0-
17	iii. Fixed Assets	-0-	-0-	-0-
18	Sub-Total	80,000	-0-	80,000
19	U. Overseas Development Assistance (ODA):			
20	1. Personnel	-0-	-0-	-0-
21	2. Travel	-0-	-0-	-0-
22	3. All Others			
23	i. Contr Serv.	-0-	37,800	37,800
24	ii. OCE	-0-	-0-	-0-
25	iii. Fixed Assets	-0-	-0-	-0-
26	Sub-Total	-0-	37,800	37,800
27	V. Health Care Plan:			
28	1. Personnel	-0-	-0-	-0-
29	2. Travel	-0-	-0-	-0-
30	3. All Others:			
31	i. Contr. Serv.	31,500	-0-	31,500

1	ii. OCE	-0-	-0-	-0-
2	iii. Fixed Assets	-0-	-0-	-0-
3	Sub Total	31,500	-0-	31,500
4	W. 2014 Micro Olympic Games	-0-	50,000	50,000
5	Sub-Total	10,797,824	1,095,874	11,893,698"
6	Section 4. <u>Amendment</u> . Section 9 of CSL No. 12-13-06 as amended by 12-13-07 is			
7	hereby amended to read as follows:			
8	A. HIV Care Program:			
9	1. Personnel	15,240	-0-	15,240
10	2. Travel	-0-	-0-	-0-
11	3. All Others:			
12	i) Contractual Services			
13	ii) OCE	15,676	-0-	15,676
14	iii) Fixed Assets	-0-	-0-	-0-
15	Sub Total	30,916	-0-	30,916
16	B. Personal Responsibility:			
17	1. Personnel	26,000	-0-	26,000
18	2. Travel	-0-	-0-	-0-
19	3. All Others:			
20	i) Contractual Services			
21	ii) OCE	10,000	-0-	10,000
22	iii) Fixed Assets	-0-	-0-	-0-
23	Sub Total	36,000		36,000
24	C. Road Side Safety Project/Public Safety:			
25	1. Personnel	-0-	-0-	-0-
26	2. Travel	-0-	-0-	-0-
27	3. All Others:			
28	i) Contr. Serv.	-0-	-0-	-0-
29	ii) OCE	2,987.50	-0-	2,987.50
30	iii) Fixed Assets	-0-	-0-	-0-
31	Sub Total	2,987.50		2,987.50

1	D.	PEN:			
2		1. Personnel	-0-	-0-	-0-
3		2. Travel	-0-	-0-	-0-
4		3. All Others:			
5		i) Contr Serv.	-0-	-0-	-0-
6		ii) OCE	14,975.00	-0-	14,975.00
7		iii) Fixed Assets	-0-	-0-	-0-
8		Sub Total	14,975.00	-0-	14,975.00
9	E.	SAMH:			
10		1. Personnel	119,428	-0-	119,428
11		2. Travel	5,000	-0-	5,000
12		3. All Others:			
13		i) Contr. Serv.	5,000	-0-	5,000
14		ii) OCE	16,271	-0-	16,271
15		iii) Fixed Assets	-0-	-0-	-0-
16		Sub Total	145,699	-0-	145,699
17	F.	Maternal Child Health:			
18		1. Personnel	142,229.08	-0-	142,229.08
19		2. Travel	2,000	-0-	2,000
20		3. All Others:			
21		i) Contr. Serv.	-0-	-0-	-0-
22		ii) OCE	5,600	-0-	5,600
23		iii) Fixed Assets	-0-	-0-	-0-
24		Sub Total	149,829.08	-0-	149,829.08
25	G.	NCD:			
26		1. Personnel	37,240.33	-0-	37,240.33
27		2. Travel	-0-	-0-	-0-
28		3. All Others:			
29		i. Contr. Serv.	-0-	-0-	-0-
30		ii) OCE	-0-	-0-	-0-
31		iii) Fixed Assets	-0-	-0-	-0-

1		Sub Total	37,240.33	-0-	37,240.33
2	H.	UNHSI:			
3		1. Personnel	18,930.00	-0-	18,930
4		2. Travel	-0-	-0-	-0-
5		3. All Others			
6		i) Contr. Serv.	1,000	-0-	1,000
7		ii) OCE	6,000	-0-	6,000
8		iii) Fixed Assets			
9		Sub Total	25,930	-0-	25,930
10	I.	SSDI:			
11		1. Personnel	6,783.00	-0-	6,783.00
12		2. Travel	-0-	-0-	-0-
13		3. All Others			
14		i) Contr. Serv.	-0-	-0-	-0-
15		ii) OCE	-0-	-0-	-0-
16		iii) Fixed Assets	-0-	-0-	-0-
17		Sub Total	6,783.00	-0-	6,783.00
18	J.	SURVEILANCE INTEGRATION:			
19		1. Personnel	3,256.00	-0-	3,256.00
20		2. Travel	-0-	-0-	-0-
21		3. All Others:			
22		i) Contr. Serv.	-0-	-0-	-0-
23		ii) OCE	-0-	-0-	-0-
24		iii) Fixed Assets	-0-	-0-	-0-
25		Sub Total	3,256.00	-0-	3,256.00
26	K.	FY'13 CHUUK SPF SIG FAIRO CENTER:			
27		1. Personnel	-0-	-0-	-0-
28		2. Travel	-0-	-0-	-0-
29		3. All Others:			
30		i. Contr. Serv.	38,310	-0-	38,310
31		ii. OCE	33,774	-0-	33,774

1	iii.	Fixed Assets	9,600	-0-	9,600
2		Sub total	81,684		81,684
3	L.	FY'13 CHUUK SPF SIG EORANEI YOUTH:			
4	1.	Personnel	-0-	-0-	-0-
5	2.	Travel	-0-	-0-	-0-
6	3.	All Others:			
7	i.	Contr. Serv.	24,300	-0-	24,300
8	ii.	OCE	30,603	-0-	30,603
9	iii.	Fixed Assets	1,500	-0-	1,500
10		Sub total	56,403		56,403
11	M.	FY'14 SAPD – FONUWENGIN DRUG FREE:			
12	1.	Personnel	-0-	-0-	-0-
13	2.	Travel	-0-	-0-	-0-
14	3.	All Others:			
15	i.	Contr. Serv.	7,300	-0-	7,300
16	ii.	OCE	3,080	-0-	3,080
17	iii.	Fixed Assets	-0-	-0-	-0-
18		Sub Total	10,380	-0-	10,380
19	N.	FY 2014 Chuuk HIV Surveillance:			
20	1.	Personnel	4,612	-0-	4,612
21	2.	Travel	-0-	-0-	-0-
22	3.	All Others:			
23	i)	Contr. Serv.	-0-	-0-	-0-
24	ii)	OCE	-0-	-0-	-0-
25	iii)	Fixed Assets	-0-	-0-	-0-
26		Sub Total	4,612	-0-	4,612
27	O.	FY 2014 Chuuk STD Prevention:			
28	1.	Personnel	4,527.50	-0-	4,527.50
29	2.	Travel	600	-0-	600
30	3.	All Others			
31	i)	Contr. Serv.	-0-	-0-	-0-

1	ii)	OCE	706	-0-	706
2	iii)	Fixed Assets	-0-	-0-	-0-
3		Sub total	5,833.50	-0-	5,833.50
4	P. FY 2014 Chuuk HIV Prevention:				
5		1. Personnel	12,833	-0-	12,833
6		2. Travel	1,680	-0-	1,680
7		3. All Others:			
8	i)	Contr. Serv.	480	-0-	480
9	ii)	OCE	1,291	-0-	1,291
10	iii)	Fixed Assets	-0-	-0-	-0-
11		Sub total	16,284	-0-	16,284
12	Q. FY 2014 IMMUNIZATION & VACCINE:				
13		1. Personnel	71,740	-0-	71,740
14		2. Travel	2,500	-0-	2,500
15		3. All Others:			
16	i)	Contr. Serv.	1,820	-0-	1,820
17	ii)	OCE	3,000	-0-	3,000
18	iii)	Fixed Assets	-0-	-0-	-0-
19		Sub total	79,060	-0-	79,060
20	R. FY 2014 Chuuk TB Prevention:				
21		1. Personnel	18,618	-0-	18,618
22		2. Travel	3,050	-0-	3,050
23		3. All Others:			
24	i)	Contr. Serv.	-0-	-0-	-0-
25	ii)	OCE	5,286.38	-0-	5,286.38
26	iii)	Fixed Assets	-0-	-0-	-0-
27		Sub total	26,954.38	-0-	26,954.38
28		TOTAL	734,826.79	-0-	734,826.79
29		GRAND TOTAL	27,050,104.79	7,378,813	34,428,917.79"

30 a) Administration. The sum appropriated by Section 9 shall be administered by
31 and is allotted to the Governor, or his designees, who shall be responsible to the

1 Legislature and the grant donors to ensure that the funds are expended and implemented
 2 solely for the specific purpose, and conditions of which each grant was awarded and in
 3 accordance with the State Financial Management Act and regulations, and that no
 4 obligations are incurred in excess of the sum of the grant appropriated. These funds shall
 5 remain available to be used and expended in accordance with terms and conditions of
 6 which it was issued, and with respect to grant expiration. An allottee shall only expend
 7 funds after the relevant advice of allotment for a grant award is received by the
 8 appropriate division in the Department of Administrative Services. FURTHER, the
 9 allocation and specific uses of these funds shall be obligated and expended in accordance
 10 with the grants worksheets and awards. FURTHER, the budget worksheets are hereby
 11 made a part of this Act, and expenditures of funds may not exceed the allocations and
 12 specific purposes shown therein, unless this Act is amended by the Legislature to provide
 13 for a greater amount of allocations. PROVIDED Further, that for programs which
 14 reimbursement to the state shall be collected from the individuals who are responsible for
 15 such disallowable costs.

16 b) Reporting. The Governor, or his designees, shall submit a written report to the
 17 Legislature on or before September 30, 2014, which shall:

18 i) Provide for the full disclosure of the obligations incurred against the
 19 sum automatically appropriated by Section 12 and indicated status of the funds as
 20 of September 30, 2014, and

21 ii) Indicate the planned use, of the remaining balance of the said funds, if
 22 there is any.

23 c) All local revenue funds paid out from this appropriation shall be reimbursed
 24 within two weeks to the local revenue. ”

25 Section 5. Renumbering. The previous Section 9 of CSL No. 12-13-01 is hereby
 26 renumbered Section 10 as follows:

27 “Section 10. Employment Ceiling: The employment ceiling under this Act sets the
 28 maximum number of positions of the Chuuk State Government as authorized as follows;

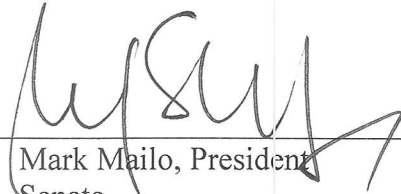
29 A. EXECUTIVE BRANCH

- | | | |
|----|--------------------|-----|
| 30 | 1. Health Services | 442 |
| 31 | 2. Education | 878 |


1 funds appropriated from sources including funding under Compact Sector Grants, PROVIDED
2 FURTHERMORE, that the notice of such funds needing to be re-programmed or re-allocated
3 shall be received and approved by the Presiding Officers of the Legislature in order to be
4 effective.

5 Section 7. Obligation and Reversion of Funds: All funds appropriated under this act shall
6 be allotted, disbursed and administered pursuant to the State Financial Management act, the
7 Contract Bidding Law and other applicable laws of the State. Every allottee of funds under this
8 act shall be responsible to ensure that the funds are used for the purposes of which they are
9 authorized and appropriated and no obligation of funds shall exceed the amounts appropriated.
10 Except as specifically provided in this act all funds not obligated upon the expiration of 2014
11 fiscal year shall revert to the General Fund of the State for subsequent appropriation.


12 Section 8. Effective Date. This Act shall take effect upon approval by the Governor, or
13 upon its becoming law without such approval.

Signed by: 
Mark Mailo, President
Senate
Chuuk State Legislature

Attested:


Songkinita Bossy, Chief Clerk
Senate
Chuuk State Legislature


Date: 3/21/14

Signed by: 
Innocente I. Oneisom, Speaker
House of Representatives
Chuuk State Legislature

Attested:


Florence P. Stanley, Chief Clerk
House of Representatives
Chuuk State Legislature

Date: 3/21/14

Approved by: 
Johnson Elimo, Governor
Chuuk State Government

Date: 3/25/14

History : S.B.NO: 12-31;SD1
: S.S.C.R.NO: 12-1R-3S-01
: H.S.C.R.NO: 12-1R-3S-01(A)

EW NAMOPWUNG

A sopweno ne ekkesiwini Tetten 1,2, 8 me 9, me non Annukun Chuuk No. 12-13-01, an a piin ekkesiwin meren Annukun Chuuk No. 12-13-02, Annukun Chuuk No. 12-13-05, Annukun Chuuk 12-13-06 me Annukun Chuuk 12-13-07, an epwe awora ewe ukukun \$148,320.88 me non ewe Federal Grant, me epwe apachanong mesen W non Tetten 8, me pwan ren ekkoch popun.

Epwe pwung meren ewe Aneepwungun Chuuk:

1 Tetten 1. Ekkesiwin. Tetten 1 me non Annukun Chuuk No. 12-13-01, an a piin
2 ekkesiwin meren Annukun Chuuk No. 12-13-02, me Annukun Chuuk No. 12-13-05, me
3 Annukun Chuuk No. 12-13-06, me pwan Annukun Chuuk No. 12-13-07, iei a ekkesiwin non an
4 epwe iei ussun annean:

5 “Pwachetin Mwon Chuuk. Iei a opwungano ewe Budgetin Mwon Chuuk ren mwonien
6 amwokutun ekkewe Executive, Legislative, me Judiciary Branches non ewe Mwuun Chuuk,
7 State Public Auditor Office, Independent Prosecutor Office, ekkewe State Boards, Commissions,
8 Authorities, Agencies, Bureaus me ekkewe Ekkoch Programs, fiti pwungun ewe pochokkun mi
9 wor ren ewe Aneepwungun Chuuk me non Sopwun VIII, Tetten 4 me non ewe Chunapen
10 Annuk (Chuuk State Constitution).

11 (a) Aukukun Mwoni Tonong. Ewe Mwuun Chukk mi kouk pwe epwe iei ukukun mwoni
12 tonong me mwoni mi kawor ren ewe fiscal year epwe muchuno non September 30, 2014.

13	(1)	Compact Sectorial Grants.	
14	a)	Education	\$ 9,424,244
15		i) SEG	\$ 4,226,201
16	b)	Health Sector	\$ 8,665,188
17	c)	Public Infrastructure	\$ -0-
18	d)Capacity Building	\$ 1,956,181
19	e)	Private Sector	\$ 688,928
20	f)	Environment	\$ 657,641
21	g)	Other Compact Grant	\$ 585,395
22	h)	Unallocated Grant	\$ 111,500
23	i)	Federal Grants	\$ 734,826.79

1 Tetten 2. Ekkesiwin. Tetten 2 me non Annukun Chuuk No. 12-13-01 an piin ekkesiwin
 2 meren Annukun Chuuk No. 12-13-02, Annukun Chuuk No. 12-13-05, Annukun Chuuk No. 12-
 3 13-06 me pwan Annukun Chuuk No. 12-13-07, iei a ekkesiwin non an epwe iei ussun annean:

4 “Tetten 2. Kaworen Mwonj. Ewe Aneepwungun Chuuk iei a mumuta an epwe
 5 awora ukukun \$34,428,917.79, ika fite ukukun epwe naaf, ngeni mwonien amwokutun
 6 ewe Mwun Chuuk State non ewe fiscal year epwe muchuno non September 30, 2014
 7 epwe pwan pwung pwe ewe ukukun a mumuta me kawor mei tongeni an epwe pwan
 8 apungupung sefan ren pwan ew alluk mei kawor, ika pwe mei weneiti non fansoun
 9 osukosuken mwoni. Ei aukukun mwoni mei kawor fan nurun ei Compact Sectorial
 10 Grants iei a kawor mumutan nounoun anongonong won met annukun nounoun kei mwoni
 11 mei for me kawor ren kaworen kei mwoni pwan fifi met mei mumuta me non ewe Fiscal
 12 Procedure Agreement pwan fiti met annukun kei Grant Awards.”

13 Tetten 3. Ekkesiwin. Tetten 8 me non Annukun Chuuk No. 12-13-01 an a piin
 14 ekkesiwin me ren Annukun Chuuk No. 12-13-02, Annukun Chuuk 12-13-05, 12-13-06 me
 15 Annukun Chuuk 12-13-07 iei a sopweno ne ekkesiwn non an epwe iei ussun annean:

16 “Tetten 8. Mwonien Omwokutun ekkewe Ekkoch Programs. Ewe ukukun \$11,893,698,
 17 ika fite ukukun epwe naaf, seni ewe Mwonienapen ei Mwun Chuuk ren ewe fiscal year epwe
 18 muchuno September 30, 2014, fan asengesin mwonien omwokutun non ekkewe Ekkoch State
 19 Program. Ewe Kepina epwe wisen allottee won ekkei mwoni. Ekkei mwoni epwe iei ussun
 20 nounoun:

21	<u>ACTIVITIES</u>	<u>COMPACT</u>	<u>LOCAL</u>	<u>TOTAL</u>
22	A. Municipal Operation			
23	1. Personnel	-0-	-0-	-0-
24	2. Travel	-0-	-0-	-0-
25	3. All Others			
26	i. Contr Serv.	-0-	-0-	-0-
27	ii. OCE	-0-	420,000	420,000
28	iii. Fixed Assets	-0-	-0-	-0-
29	Sub-Total	-0-	420,000	420,000
30	B. Non Public School			
31	1. Personnel	-0-	-0-	-0-

1	2. Travel	-0-	-0-	-0-
2	3. All Others			
3	i. Contr Serv.	-0-	-0-	-0-
4	ii. OCE	200,000	-0-	200,000
5	iii. Fixed Assets	-0-	-0-	-0-
6	Sub-Total	200,000	-0-	200,000
7	C. Rural Development			
8	1. Personnel	-0-	24,300	24,300
9	2. Travel	-0-	-0-	-0-
10	3. All Others			
11	i. Contr Serv.	-0-	-0-	-0-
12	ii. OCE	-0-	1,200	1,200
13	iii. Fixed Assets	-0-	-0-	-0-
14	Sub-Total	-0-	25,500	25,500
15	D. DAS Oversight			
16	1. Personnel	134,802	-0-	134,802
17	2. Travel	34,600	-0-	34,600
18	3. All Others			
19	i. Contr Serv.	139,200	-0-	139,200
20	ii. OCE	58,000	-0-	58,000
21	iii. Fixed Assets	-0-	-0-	-0-
22	Sub-Total	366,602	-0-	366,602
23	E. Peace Corps Office			
24	1. Personnel	-0-	-0-	-0-
25	2. Travel	-0-	-0-	-0-
26	3. All Others			
27	i. Contr Serv.	-0-	15,600	15,600
28	ii. OCE	-0-	-0-	-0-
29	iii. Fixed Assets	-0-	-0-	-0-
30	Sub-Total	-0-	15,600	15,600
31	F. Political Status Commission			

1	1. Personnel	-0-	-0-	-0-
2	2. Travel	-0-	-0-	-0-
3	3. All Others			
4	i. Contr Serv.	-0-	-0-	-0-
5	ii. OCE	-0-	75,000	75,000
6	iii. Fixed Assets	-0-	-0-	-0-
7	Sub-Total	-0-	75,000	75,000
8	G. CSBDC (Small Business)			
9	1. Personnel	48,092	-0-	48,092
10	2. Travel	15,661	-0-	15,661
11	3. All Others			
12	i. Contr Serv.	16,441	-0-	16,441
13	ii. OCE	26,791	-0-	26,791
14	iii. Fixed Assets	-0-	-0-	-0-
15	Sub-Total	106,985	-0-	106,985
16	H. AG office Training Prog			
17	1. Personnel	-0-	-0-	-0-
18	2. Travel	6,000	-0-	6,000
19	3. All Others			
20	i. Contr Serv.	56,300	-0-	56,300
21	ii. OCE	17,900	-0-	17,900
22	iii. Fixed Assets	-0-	-0-	-0-
23	Sub-Total	80,200	-0-	80,200
24	I. COM Land Grant			
25	1. Personnel	58,653	-0-	58,653
26	2. Travel	2,500	-0-	2,500
27	3. All Others			
28	i. Contr Serv.	19,000	-0-	19,000
29	ii. OCE	27,584	-0-	27,584
30	iii. Fixed Assets	-0-	-0-	-0-
31	Sub-Total	107,737	-0-	107,737

1	J. IMF			
2	1. Personnel	-0-	-0-	-0-
3	2. Travel	-0-	-0-	-0-
4	3. All Others			
5	i. Contr Serv.	-0-	462,338	462,338
6	ii. OCE	-0-	-0-	-0-
7	iii. Fixed Assets	-0-	-0-	-0-
8	Sub-Total	-0-	462,338	462,338
9				
10	K. LTFF RIF PROGRAM			
11	1. Personnel	215,425	-0-	215,425
12	2. Travel	-0-	-0-	-0-
13	3. All Others			
14	i. Contr Serv.	-0-	-0-	-0-
15	ii. OCE	-0-	-0-	-0-
16	iii. Fixed Assets	-0-	-0-	-0-
17	Sub-Total	215,425	-0-	215,425
18	L. Chuuk EMA Fishing Program			
19	1. Personnel	-0-	-0-	-0-
20	2. Travel	5,250	-0-	5,250
21	3. All Others			
22	i. Contr Serv.	4,500	-0-	4,500
23	ii. OCE	57,475	-0-	57,475
24	iii. Fixed Assets	55,775	-0-	55,775
25	Sub-Total	123,000	-0-	123,000
26	M. Public Infra Grant			
27	1. Personnel	-0-	-0-	-0-
28	2. Travel	-0-	-0-	-0-
29	3. All Others			
30	i. Contr Serv.	-0-	-0-	-0-
31	ii. OCE	-0-	-0-	-0-

1	iii. Fixed Assets	9,246,750	-0-	9,246,750
2	Sub-Total	9,246,750	-0-	9,246,750
3	N. Planning & Statistics			
4	1. Personnel	-0-	-0-	-0-
5	2. Travel	8,000	-0-	8,000
6	3. All Others			
7	i. Contr Serv.	96,300	-0-	96,300
8	ii. OCE	27,200	-0-	27,200
9	iii. Fixed Assets	-0-	-0-	-0-
10	Sub-Total	131,500	-0-	131,500
11	O. Airport Training Prog			
12	1. Personnel	-0-	-0-	-0-
13	2. Travel	30,000	-0-	30,000
14	3. All Others			
15	i. Contr Serv.	-0-	-0-	-0-
16	ii. OCE	-0-	-0-	-0-
17	iii. Fixed Assets	-0-	-0-	-0-
18	Sub-Total	30,000	-0-	30,000
19	P. Court Case Mgmt System Training Program			
20	1. Personnel	-0-	-0-	-0-
21	2. Travel	10,000	-0-	10,000
22	3. All Others			
23	i. Contr Serv.	30,000	-0-	30,000
24	ii. OCE	12,425	-0-	12,425
25	iii. Fixed Assets	25,700	-0-	25,700
26	Sub-Total	78,125	-0-	78,125
27	Q. MLSC			
28	1. Personnel	-0-	-0-	-0-
29	2. Travel	-0-	-0-	-0-
30	3. All Others			
31	i. Contr Serv.	-0-	5,000	5,000

1	ii. OCE	-0-	-0-	-0-
2	iii. Fixed Assets	-0-	-0-	-0-
3	Sub-Total	-0-	5,000	5,000
4	R. CHUUK HOUSE			
5	1. Personnel	-0-	33,286	33,286
6	2. Travel	-0-	-0-	-0-
7	3. All Others			
8	i. Contr Serv.	-0-	6,300	6,300
9	ii. OCE	-0-	-0-	-0-
10	iii. Fixed Assets	-0-	15,000	15,000
11	Sub-Total	-0-	54,586	54,586
12	S. DEBT RELIEF			
13	1. Personnel	-0-	-0-	-0-
14	2. Travel	-0-	-0-	-0-
15	3. All Others			
16	i. Contr Serv.	-0-	-0-	-0-
17	ii. OCE	-0-	-0-	-0-
18	iii. Fixed Assets	-0-	-0-	-0-
19	Sub-Total	-0-	-0-	-0-
20	T. CPUC COMPROLLER			
21	1. Personnel	-0-	-0-	-0-
22	2. Travel	10,000	-0-	10,000
23	3. All Others			
24	i. Contr Serv.	70,000	-0-	70,000
25	ii. OCE	-0-	-0-	-0-
26	iii. Fixed Assets	-0-	-0-	-0-
27	Sub-Total	80,000	-0-	80,000
28	U. Overseas Development Assistance (ODA)			
29	1. Personnel	-0-	-0-	-0-
30	2. Travel	-0-	-0-	-0-
31	3. All Others			

1	i. Contr Serv.	-0-	37,800	37,800
2	ii. OCE	-0-	-0-	-0-
3	iii. Fixed Assets	-0-	-0-	-0-
4	Sub-Total	-0-	37,800	37,800
5	V. Health Care Plan			
6	1. Personnel	-0-	-0-	-0-
7	2. Travel	-0-	-0-	-0-
8	3. All Others:			
9	i. Contr. Serv.	31,500	-0-	31,500
10	ii. OCE	-0-	-0-	-0-
11	iii. Fixed Assets	-0-	-0-	-0-
12	Sub Total	31,500	-0-	31,500
13	W. 2014 Micro Olympic Games	-0-	50,000	50,000
14	Sub-Total	10,797,824	1,095,874	11,893,698"
15	Tetten 4. <u>Ekkesiwin</u> . Tetten 9 me non Annukun Chuuk No. 12-13-06 an a piin			
16	ekkesiwin meren Annukun Chuuk No. 12-13-07 iei a ekkesiwin an epwe iei ussun anean:			
17	A. HIV Care Program:			
18	1. Personnel	15,240	-0-	15,240
19	2. Travel	-0-	-0-	-0-
20	3. All Others:			
21	i) Contractual Services			
22	ii) OCE	15,676	-0-	15,676
23	iii) Fixed Assets	-0-	-0-	-0-
24	Sub Total	30,916	-0-	30,916
25	B. Personal Responsibility:			
26	1. Personnel	26,000	-0-	26,000
27	2. Travel	-0-	-0-	-0-
28	3. All Others:			
29	i) Contractual Services			
30	ii) OCE	10,000	-0-	10,000
31	iii) Fixed Assets	-0-	-0-	-0-

1	Sub Total	36,000		36,000
2	C. Road Side Safety Project/Public Safety:			
3	1. Personnel	-0-	-0-	-0-
4	2. Travel	-0-	-0-	-0-
5	3. All Others:			
6	i) Contr. Serv.	-0-	-0-	-0-
7	ii) OCE	2,987.50	-0-	2,987.50
8	iii)Fixed Assets	-0-	-0-	-0-
9	Sub Total	2,987.50		2,987.50
10	D. PEN			
11	1. Personnel	-0-	-0-	-0-
12	2. Travel	-0-	-0-	-0-
13	3. All Others:			
14	i) Contr Serv.	-0-	-0-	-0-
15	ii) OCE	14,975.00	-0-	14,975.00
16	iii) Fixed Assets	-0-	-0-	-0-
17	Sub Total	14,975.00	-0-	14,975.00
18	E. SAMH:			
19	1. Personnel	119,428	-0-	119,428
20	2. Travel	5,000	-0-	5,000
21	3. All Others:			
22	i) Contr. Serv.	5,000	-0-	5,000
23	ii) OCE	16,271	-0-	16,271
24	iii) Fixed Assets	-0-	-0-	-0-
25	Sub Total	145,699	-0-	145,699
26	F. Maternal Child Health:			
27	1. Personnel	142,229.08	-0-	142,229.08
28	2. Travel	2,000	-0-	2,000
29	3. All Others:			
30	i) Contr. Serv.	-0-	-0-	-0-
31	ii) OCE	5,600	-0-	5,600

1		iii) Fixed Assets	-0-	-0-	-0-
2		Sub Total	149,829.08	-0-	149,829.08
3	G.	NCD:			
4		1. Personnel	37,240.33	-0-	37,240.33
5		2. Travel	-0-	-0-	-0-
6		3. All Others:			
7		i. Contr. Serv.	-0-	-0-	-0-
8		ii) OCE	-0-	-0-	-0-
9		iii) Fixed Assets	-0-	-0-	-0-
10		Sub Total	37,240.33	-0-	37,240.33
11	H.	UNHSI:			
12		1. Personnel	18,930.00	-0-	18,930
13		2. Travel	-0-	-0-	-0-
14		3. All Others			
15		i) Contr. Serv.	1,000	-0-	1,000
16		ii) OCE	6,000	-0-	6,000
17		iii) Fixed Assets			
18		Sub Total	25,930	-0-	25,930
19	I.	SSDI:			
20		1. Personnel	6,783.00	-0-	6,783.00
21		2. Travel	-0-	-0-	-0-
22		3. All Others			
23		i) Contr. Serv.	-0-	-0-	-0-
24		ii) OCE	-0-	-0-	-0-
25		iii) Fixed Assets	-0-	-0-	-0-
26		Sub Total	6,783.00	-0-	6,783.00
27	J.	SURVEILLANCE INTEGRATION:			
28		1. Personnel	3,256.00	-0-	3,256.00
29		2. Travel	-0-	-0-	-0-
30		3. All Others:			
31		i) Contr. Serv.	-0-	-0-	-0-

1	ii)	OCE	-0-	-0-	-0-
2	iii)	Fixed Assets	-0-	-0-	-0-
3		Sub Total	3,256.00	-0-	3,256.00
4	K.	FY'13 CHUUK SPF SIG FAIRO CENTER:			
5	1.	Personnel	-0-	-0-	-0-
6	2.	Travel	-0-	-0-	-0-
7	3.	All Others:			
8	i.	Contr. Serv.	38,310	-0-	38,310
9	ii.	OCE	33,774	-0-	33,774
10	iii.	Fixed Assets	9,600	-0-	9,600
11		Sub total	81,684		81,684
12	L.	FY'13 CHUUK SPF SIG EORANEI YOUTH:			
13	1.	Personnel	-0-	-0-	-0-
14	2.	Travel	-0-	-0-	-0-
15	3.	All Others:			
16	i.	Contr. Serv.	24,300	-0-	24,300
17	ii.	OCE	30,603	-0-	30,603
18	iii.	Fixed Assets	1,500	-0-	1,500
19		Sub total	56,403		56,403
20	M.	FY'14 SAPD – FONUWENGIN DRUG FREE:			
21	1.	Personnel	-0-	-0-	-0-
22	2.	Travel	-0-	-0-	-0-
23	3.	All Others:			
24	i.	Contr. Serv.	7,300	-0-	7,300
25	ii.	OCE	3,080	-0-	3,080
26	iii.	Fixed Assets	-0-	-0-	-0-
27		Sub Total	10,380	-0-	10,380
28	N.	FY 2014 Chuuk HIV Surveillance			
29	1.	Personnel	4,612	-0-	4,612
30	2.	Travel	-0-	-0-	-0-
31	3.	All Others:			

1	i)	Contr. Serv.	-0-	-0-	-0-
2	ii)	OCE	-0-	-0-	-0-
3	iii)	Fixed Assets	-0-	-0-	-0-
4		Sub Total	4,612	-0-	4,612
5	O. FY 2014 Chuuk STD Prevention				
6		1. Personnel	4,527.50	-0-	4,527.50
7		2. Travel	600	-0-	600
8		3. All Others			
9	i)	Contr. Serv.	-0-	-0-	-0-
10	ii)	OCE	706	-0-	706
11	iii)	Fixed Assets	-0-	-0-	-0-
12		Sub total	5,833.50	-0-	5,833.50
13	P. FY 2014 Chuuk HIV Prevention				
14		1. Personnel	12,833	-0-	12,833
15		2. Travel	1,680	-0-	1,680
16		3. All Others:			
17	i)	Contr. Serv.	480	-0-	480
18	ii)	OCE	1,291	-0-	1,291
19	iii)	Fixed Assets	-0-	-0-	-0-
20		Sub total	16,284	-0-	16,284
21	Q. FY 2014 IMMUNIZATION & VACCINE				
22		1. Personnel	71,740	-0-	71,740
23		2. Travel	2,500	-0-	2,500
24		3. All Others:			
25	i)	Contr. Serv.	1,820	-0-	1,820
26	ii)	OCE	3,000	-0-	3,000
27	iii)	Fixed Assets	-0-	-0-	-0-
28		Sub total	79,060	-0-	79,060
29	R. FY 2014 Chuuk TB Prevention				
30		1. Personnel	18,618	-0-	18,618
31		2. Travel	3,050	-0-	3,050

1	3. All Others				
2	i)	Contr. Serv.	-0-	-0-	-0-
3	ii)	OCE	5,286.38	-0-	5,286.38
4	iii)	Fixed Assets	-0-	-0-	-0-
5	Sub total		26,954.38	-0-	26,954.38
6	TOTAL		734,826.79	-0-	734,826.79
7	GRAND TOTAL		27,050,104.79	7,378,813	34,428,917.79"

8 a) Sou-tumunun. Ei aukukun mwoni mei kawor non Tetten 9 epew tumun me
9 kawor ngeni ewe Kepina ika io a finata pwe epwe wisen anni sekining ngeni ewe
10 Aneepwung me ekkewe chon fangeto kewe mwoni an epwe affata pwe ekkewe mwoni
11 mei kawor mei nounoun ngeni met aururun met ekkewe repwe nounou ngeni non
12 aururun met ew me ew ekkewe mwoni mei kwaor fanitan pwan fiti met mei affat me non
13 ewe State Financial Management Act me pwan ekkoch alluk, iwe esapw pwan wor met
14 epwe kamou nge epwe nap seni met mei kawor. Ekkewe mwoni repwe chok nonnom me
15 monota ren ar repwe anounou fiti pwungun me annukun mi affat fansoun an a katowu,
16 me fiti pwungun annukun ekkei mwoni ussun met mei pusin afatafat fansoun an epwe
17 muchuno fansoun anounoun. Soposoponon, ekkei mwoni mei kawor non ei kinikinin
18 alluk repwe nounou tori an epwe unusen taweno ika iteno. Meinisni mwoni mei kawor
19 me non ei alluk repwe nom tori an epwe muchuochuno nounoun. Ewe Sou-tumun ngeni
20 ekkei mwoni epwe chok tongeni anounou ekkei mwoni ika pwe mei wor ekkewe
21 taropwen mumutan nounou kewe mwoni (Advice of Allotment) a kawor me pwan tour
22 ngeni ach ewe kinikin me non ach ewe DAS. Pwan kaworen me nounoun ekkewe mwoni
23 epwe kawor me anounou fiti met kewe mei nom non worksheet me ewe aukukun mwoni
24 mei titito. Pwan ekkewe pwachet worksheet iei ra pwan pachenong pwe masowen ei
25 annuk, me anounoun ekkei mwoni esap naap seni met mei kawor me esap pwan nap seni
26 met mi afatafat an epwe anounou ngeni usun mi affateti, chinon chok ika pwe ewe
27 Anepwung a awora ekesiwin ngeni ei annuk an epwe anapano anounoun ekkei mwoni.
28 Pwan ekkewe prokram minne ewe State epwe angei sefani momoon met ewe a monau
29 fainter epwe angei seni ewe emon ika io ewe mei wor ren ewe sekiningin kamoun ekkei
30 mwoni.

1 b) Repwot. Ewe Kepina ika io chok a finata epwe awora an report, ewe epwe
2 awora non taropwe ngeni ewe Aneepwung non ika me mwen September 30, 2014, ewe
3 epwe :

4 i) Ewe awora unusen met mei nounou me met mei tou seni ei aukukun
5 mwoni mei kawor fan nurun Teten 12 epwe pwan affata usun ei mwoni ewe
6 epwe awora non September 30, 2014; pwan

7 ii) ii) Affata met kokot ren nounoun won met nusun mwoni seni ekkei
8 mwoni mei kawor ika pwe mei wor.

9 c) Meinsin mwonien local revenue mei kawor me non ei alluk epwe kamo-
10 sefaninong non aukukun chok ruu wik ngeni ewe local revenue.”

11 Tetten 5. Nampa Sefan. Ewe Tetten 9 me non Annukun Chuuk No. 12-13-01iei a
12 nampasefan ngeni Tetten 10 non an epwe iei ussun anean:

13 “Teten 10. Ukukun Chon Angang: Ewe aukukun chochoon chon angang fan
14 nurun ei Namopwung a affata ewe ukukun angang ewe Mwun Chuuk a mumuta an epwe
15 iei ussun:

16 A. EXECUTIVE BRANCH

17	1. Health Services	442
18	2. Education	878
19	3. Administrative Services	73
20	4. Marine Resources	24
21	5. Agriculture	47
22	6. Public Works & Transportation	95
23	7. Public Safety	111
24	8. Governor's Office	11
25	9. Attorney General	10

26 B. LEGISLATIVE BRANCH 73

27 C. JUDICIARY BRANCH 24

28 D. PUBLIC AUDITOR 5

29 E. BOARDS & COMMISSIONS:

30	1. Land Commission	10
31	2. Election Board	7


1	3. Environmental Protection Agency	17
2	4. Housing Authority	5
3	5. Public Service Commission	10
4	6. Visitors Bureau	3
5	7. Recreation Board	1
6	8. Scholarship Board	2
7	9. Independent Prosecutor	0
8	10. Board of Education	0
9	11. CFCC	0
10	12. Small Business	4
11	13. Rural Development	2
12	14. COM Land Grant	9
13	TOTAL	1,864"

14 Tetten 6. Siwinin Nounoun Mwoni. Allottees won ekkei mwoni mi kawor me mumuta
15 an epwe siwin nounoun esapw nap seni engon me nimu (15%) percent ewe mwoni a kawor non
16 ei annuk. Reprogram epwe mumuta won met nusun mwoni minne esap niwinin chon angang
17 nefinen mwonien ewe Department ika Office, me reprogram epwe fis ngeni ekkewe mwoni mei
18 kawor nounoun non annuk pachenong ekkewe mwonien Compact Sector Grants. Me ekkewe
19 allottee won ekkei mwoni epwe reprogram repwe akkomwen esinesin ngeni ekkewe Presiding
20 Officers non ewe Legislature fan itan ar repwe siwin nounoun ika re-allocate.


21 Tetten 7. Tipeew Ngeni Nounoun, Nounano, me Eniwini Mwoni. Mwoni meinisin mi
22 kawor fan pwungun ei Namopwung repwe allotted, katowu me amwokut fiti pwungun ewe State
23 Financial Management Act, ewe Contract Bidding Law me ekkewe annukun State mi weneiti
24 pekin mwoni. Iteiten allottee fan nurun ei Namopwung epwe pusin mesemes won ekkewe
25 mwoni ar repwe noununo fan iten ekkewe chok popun minne ra mumuta me kawor ren, me
26 esapa wor nounoun mwoni epwe wate seni ewe ukukun mi kawor. Chinoon chok mei affat me
27 non ei Namopwung ren meinisin mwoni epwe it nounoun nesopwonoon fiscal year 2014 epwe
28 niwin sefan ngeni ewe Mwonienapen Mwon Chuuk ren pwan kaworsefanin nounoun mwoni.

29 Tetten 8. Poputan Pochokkunan. Ei Namopwung epwe poputa pochokkunan fansoun
30 chok a kopwunguno meren ewe Kepina, ika fansoun chok a winiti annuk won winikapan.

Sain seni:


Mark Mailo, President
Senate
Aneepwungun Chuuk


Annetata:


Songkinita Bossy, Chief Clerk
Senate
Aneepwungun Chuuk


Pwinin maram:

3/24/14

Sain seni:


Innocente I. Oneisom, Speaker
House of Representatives
Chuuk State Legislature


Annetata:


Florence P. Stanley, Chief Clerk
Utten Representatives
Aneepwungun Chuuk

Pwinin maram:

3/21/14

Kopwunguno seni:


Johnson Elimo, Governor
Chuuk State Government

Pwinin maram:

3/25/14

Uruwon : S.B.NO: 12-31;SD1
: S.S.C.R.NO: 12-1R-3S-01
: H.S.C.R.NO: 12-1R-3S-01(A)